

FM25



Easy Access

The chuck is easily accessible from the side of the headstock making changing the bits a quick and simple procedure.




Large Capacity

The powerful 1 hp induction motor allows the FM25 to take up to a 25 mm cut.



Movement Stops

Vertical and horizontal stops allow for consistently accurate and repeatable cuts to be made.




Adjustable Gib Strips

Adjustable gib strips on the precision machined dovetail slides provide smooth and accurate movement. Drive is by a rack and pinion mechanism.



Operating Arm

The arm features a spring loaded joint to make re-positioning the handle a simple task.




Head Movement

A rack and pinion system with adjustable gib strips provides reliable, accurate head movement with return assisted by a gas spring.




Hold Down Clamps

These clamps feature a quick release system and effectively secure workpieces to the table.



Solid Work Clamp

Made from cast iron, the work clamp slides into position easily to hold the timber securely. It features a quick release mechanism with cam action clamp for ease of use.



Independent Handwheels

A separate handwheel is used for front to back movement.