


## PT107




### Fine Adjustment

Independent infeed and outfeed table adjustment allows for precision surface planing.




### Effective Dust Extraction

Dust extraction is achieved in both planing and thicknessing modes due to the PT107's large extraction hood, helping to avoid the build up of dust and large chippings. Easy flipover design with micro-switch for safety.



### Thicknessing Table

The thicknessing table has a large rise and fall handwheel and easy to read scale for fine adjustment.




### Cutter Block

The three knife cutter block ensures an excellent finish.



### Sturdy Fence System

The fence can tilt up to 45° and is supported by a strong mounting system.



### Central Column

The thicknessing table is supported by a sturdy central column for superior stability and easy rise and fall adjustment.



## Swing Away Tables

Changeover to thickening mode is quick and easy thanks to the one-piece swinging hood design and gull-wing tables.