



RPCV130




Access from Any Angle

The rotation of the arm and faceplate allows access from all around the workpiece.




360° Rotation

The faceplate revolves 360° for easy access all around the workpiece.



Pivoting Support Arm

This provides further flexibility of positioning.



Secure Clamping

The cast iron clamp jaws provide more than enough holding power for heavy use.