


BS350S



Cast Iron Band Wheels

These are fitted with precision ground rubber tyres to provide a flywheel effect for smooth cutting. Simple tension indicator also shown.



Industrial Startrite Style Fence

This high quality fence features a heavy extrusion mounted on a cast iron base, which moves along a solid steel bar. This provides exceptional strength and accuracy and is easily locked with the brass screw and handle.




Large Cast Iron Table

This provides a strong and steady work area to support large workpieces. Finely ground finish enables effortless movement of the timber.




Mitre Fence Included

A solid and easy to use mitre fence is included with this machine.




Cam Action Tensioner

With the flick of a handle the tension is released on the blade enabling quick easy changing, but more importantly, when reset, the previous tension is automatically applied to the new blade. This makes blade changing a much simpler task and allows tension to be taken off the blade when not in use.




Toolpost



Accurate and Easy to Use Blade Guides

Blade guides need accurately setting if they are to be of any use – so easy access and adjustment are a must. Our guides, similar to those found on industrial machines, give good quality adjustment with minimal need for tools.



Substantial Trunnion

Solid double trunnion table mount for rigid table support featuring one handed rack and pinion table tilt for ease of use and accuracy. Mounted on top of band wheel box with jacking screws for easy adjustment.



Bandsaw Masterclass DVD Included

Presented by Alan Holtham, this indispensable DVD gives a thorough and comprehensive introduction to bandsaw use, setup, maintenance and blade choice.